

Site Usage

159 Visits

Previous: 129 (23.26%)

61.64% Bounce Rate

Previous: 62.02% (-0.61%)

368 Pageviews

Previous: 273 (34.80%)

00:01:29 Avg. Time on Site

Previous: 00:01:03 (41.23%)

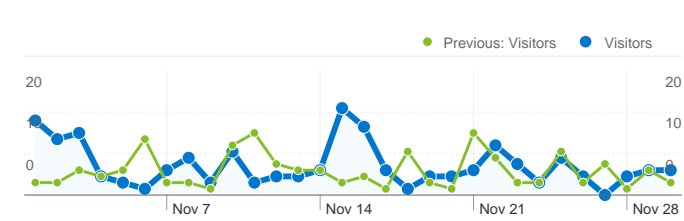
2.31 Pages/Visit

Previous: 2.12 (9.36%)

70.44% % New Visits

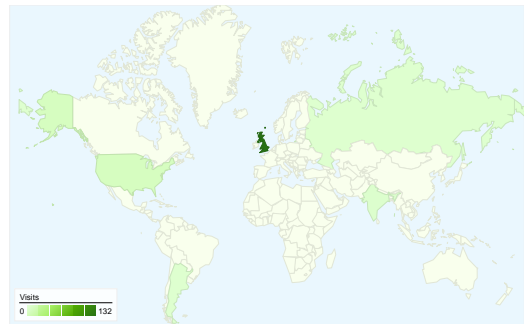
Previous: 67.44% (4.45%)

Visitors Overview

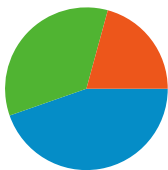


Visitors
127

Map Overlay

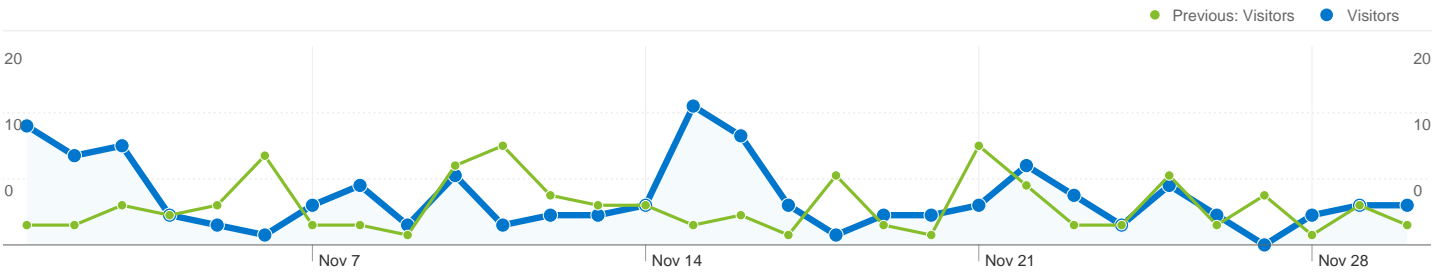


Traffic Sources Overview



- **Search Engines**
71.00 (44.65%)
- **Direct Traffic**
55.00 (34.59%)
- **Referring Sites**
33.00 (20.75%)

Content Overview		
Pages	Pageviews	% Pageviews
/		
Nov 1, 2011 - Nov 30, 2011	71	19.29%
Oct 1, 2011 - Oct 31, 2011	63	23.08%
% Change	12.70%	-16.39%
/events/20112012/cumbriafloods2009.html		
Nov 1, 2011 - Nov 30, 2011	40	10.87%
Oct 1, 2011 - Oct 31, 2011	5	1.83%
% Change	700.00%	493.48%
/events.html		
Nov 1, 2011 - Nov 30, 2011	38	10.33%
Oct 1, 2011 - Oct 31, 2011	26	9.52%
% Change	46.15%	8.42%
/events/20062007/wembleystadium.html		
Nov 1, 2011 - Nov 30, 2011	21	5.71%
Oct 1, 2011 - Oct 31, 2011	25	9.16%
% Change	-16.00%	-37.68%
/latestnews.html		
Nov 1, 2011 - Nov 30, 2011	20	5.43%
Oct 1, 2011 - Oct 31, 2011	16	5.86%
% Change	25.00%	-7.27%



127 people visited this site

159 Visits

Previous: 129 (23.26%)

127 Absolute Unique Visitors

Previous: 105 (20.95%)

368 Pageviews

Previous: 273 (34.80%)

2.31 Average Pageviews

Previous: 2.12 (9.36%)

00:01:29 Time on Site

Previous: 00:01:03 (41.23%)

61.64% Bounce Rate

Previous: 62.02% (-0.61%)

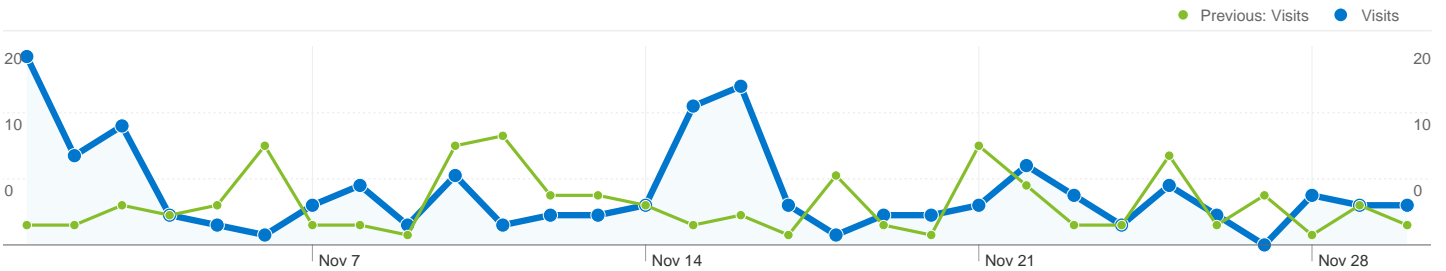
70.44% New Visits

Previous: 67.44% (4.45%)

Technical Profile

Browser	Visits	% visits
Internet Explorer		
Nov 1, 2011 - Nov 30, 2011	80	50.31%
Oct 1, 2011 - Oct 31, 2011	77	59.69%
% Change	3.90%	-15.71%
Chrome		
Nov 1, 2011 - Nov 30, 2011	42	26.42%
Oct 1, 2011 - Oct 31, 2011	25	19.38%
% Change	68.00%	36.30%

Firefox		
Nov 1, 2011 - Nov 30, 2011	21	13.21%
Oct 1, 2011 - Oct 31, 2011	17	13.18%
% Change	23.53%	0.22%
Safari		
Nov 1, 2011 - Nov 30, 2011	12	7.55%
Oct 1, 2011 - Oct 31, 2011	6	4.65%
% Change	100.00%	62.26%
Opera		
Nov 1, 2011 - Nov 30, 2011	2	1.26%
Oct 1, 2011 - Oct 31, 2011	1	0.78%
% Change	100.00%	62.26%



All traffic sources sent a total of 159 visits

34.59% Direct Traffic

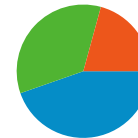
Previous: 26.36% (31.24%)

20.75% Referring Sites

Previous: 10.08% (105.95%)

44.65% Search Engines

Previous: 63.57% (-29.75%)



- Search Engines
71.00 (44.65%)
- Direct Traffic
55.00 (34.59%)
- Referring Sites
33.00 (20.75%)

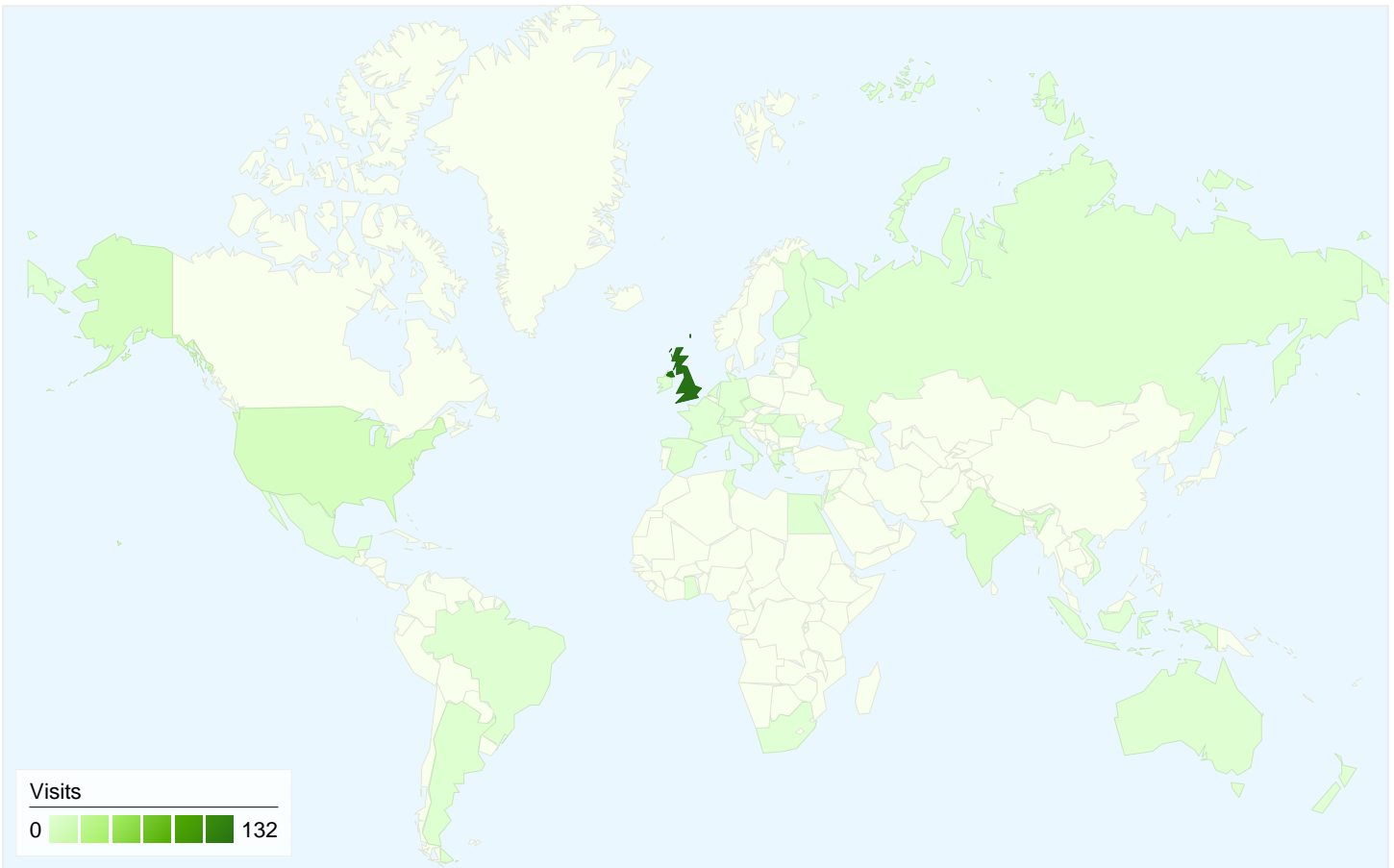
Top Traffic Sources

Sources	Visits	% visits
google (organic)		
Nov 1, 2011 - Nov 30, 2011	61	38.36%
Oct 1, 2011 - Oct 31, 2011	73	56.59%
% Change	-16.44%	-32.20%
(direct) ((none))		
Nov 1, 2011 - Nov 30, 2011	55	34.59%
Oct 1, 2011 - Oct 31, 2011	34	26.36%
% Change	61.76%	31.24%
axiswestcumbria.org.uk (referral)		
Nov 1, 2011 - Nov 30, 2011	18	11.32%
Oct 1, 2011 - Oct 31, 2011	2	1.55%
% Change	800.00%	630.19%
ice.org.uk (referral)		
Nov 1, 2011 - Nov 30, 2011	10	6.29%
Oct 1, 2011 - Oct 31, 2011	0	0.00%
% Change	100.00%	100.00%
bing (organic)		

Keywords	Visits	% visits
imeche west cumbria		
Nov 1, 2011 - Nov 30, 2011	5	7.04%
Oct 1, 2011 - Oct 31, 2011	8	9.76%
% Change	-37.50%	-27.82%
west cumbria imeche		
Nov 1, 2011 - Nov 30, 2011	4	5.63%
Oct 1, 2011 - Oct 31, 2011	1	1.22%
% Change	300.00%	361.97%
wembley stadium arch		
Nov 1, 2011 - Nov 30, 2011	3	4.23%
Oct 1, 2011 - Oct 31, 2011	1	1.22%
% Change	200.00%	246.48%
adaptahaus		
Nov 1, 2011 - Nov 30, 2011	2	2.82%
Oct 1, 2011 - Oct 31, 2011	0	0.00%
% Change	100.00%	100.00%
gasification		

Nov 1, 2011 - Nov 30, 2011	6	3.77%
Oct 1, 2011 - Oct 31, 2011	1	0.78%
% Change	500.00%	386.79%

Nov 1, 2011 - Nov 30, 2011	2	2.82%
Oct 1, 2011 - Oct 31, 2011	0	0.00%
% Change	100.00%	100.00%



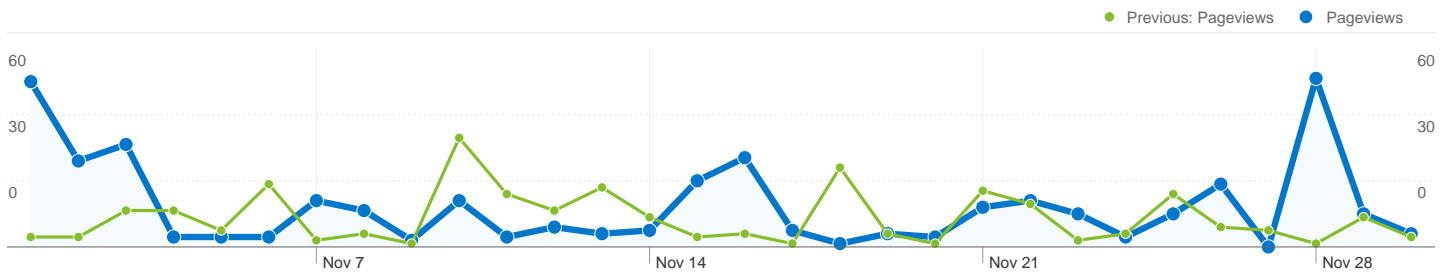
159 visits came from 30 countries/territories

Site Usage

Country/Territory	Visits	Pages/Visit	Avg. Time on Site	% New Visits	Bounce Rate
Visits 159 Previous: 129 (23.26%)	Pages/Visit 2.31 Previous: 2.12 (9.36%)	Avg. Time on Site 00:01:29 Previous: 00:01:03 (41.23%)	% New Visits 70.44% Previous: 67.44% (4.45%)	Bounce Rate 61.64% Previous: 62.02% (-0.61%)	
United Kingdom					
November 1, 2011 - November 30, 2011	132	2.48	00:01:43	65.15%	60.61%
October 1, 2011 - October 31, 2011	97	2.33	00:01:07	60.82%	57.73%
% Change	36.08%	6.33%	53.89%	7.11%	4.98%
United States					
November 1, 2011 - November 30, 2011	8	1.50	00:00:32	100.00%	87.50%
October 1, 2011 - October 31, 2011	5	1.00	00:00:00	100.00%	100.00%
% Change	60.00%	50.00%	100.00%	0.00%	-12.50%
India					
November 1, 2011 - November 30, 2011	3	1.00	00:00:00	100.00%	100.00%

October 1, 2011 - October 31, 2011	1	8.00	00:19:01	100.00%	0.00%
% Change	200.00%	-87.50%	-100.00%	0.00%	100.00%
Russia					
November 1, 2011 - November 30, 2011	2	1.50	00:00:51	100.00%	50.00%
October 1, 2011 - October 31, 2011	2	1.00	00:00:00	100.00%	100.00%
% Change	0.00%	50.00%	100.00%	0.00%	-50.00%
Argentina					
November 1, 2011 - November 30, 2011	2	2.50	00:00:41	100.00%	0.00%
October 1, 2011 - October 31, 2011	0	0.00	00:00:00	0.00%	0.00%
% Change	100.00%	100.00%	100.00%	100.00%	0.00%
Mexico					
November 1, 2011 - November 30, 2011	1	2.00	00:00:15	100.00%	0.00%
October 1, 2011 - October 31, 2011	0	0.00	00:00:00	0.00%	0.00%
% Change	100.00%	100.00%	100.00%	100.00%	0.00%
Australia					
November 1, 2011 - November 30, 2011	1	1.00	00:00:00	100.00%	100.00%
October 1, 2011 - October 31, 2011	3	2.00	00:01:25	100.00%	33.33%
% Change	-66.67%	-50.00%	-100.00%	0.00%	200.00%
Ireland					
November 1, 2011 - November 30, 2011	1	3.00	00:00:03	100.00%	0.00%
October 1, 2011 - October 31, 2011	1	1.00	00:00:00	100.00%	100.00%
% Change	0.00%	200.00%	100.00%	0.00%	-100.00%
Switzerland					
November 1, 2011 - November 30, 2011	1	1.00	00:00:00	100.00%	100.00%
October 1, 2011 - October 31, 2011	0	0.00	00:00:00	0.00%	0.00%
% Change	100.00%	100.00%	0.00%	100.00%	100.00%
Spain					
November 1, 2011 - November 30, 2011	1	1.00	00:00:00	100.00%	100.00%
October 1, 2011 - October 31, 2011	0	0.00	00:00:00	0.00%	0.00%
% Change	100.00%	100.00%	0.00%	100.00%	100.00%

1 - 10 of 30



Pages on this site were viewed a total of 368 times

368 Pageviews

Previous: 273 (34.80%)

264 Unique Views

Previous: 217 (21.66%)

61.64% Bounce Rate

Previous: 62.02% (-0.61%)

Top Content

Pages	Pageviews	% Pageviews
/		
Nov 1, 2011 - Nov 30, 2011	71	19.29%
Oct 1, 2011 - Oct 31, 2011	63	23.08%
% Change	12.70%	-16.39%
/events/20112012/cumbriafloods2009.html		
Nov 1, 2011 - Nov 30, 2011	40	10.87%
Oct 1, 2011 - Oct 31, 2011	5	1.83%
% Change	700.00%	493.48%
/events.html		
Nov 1, 2011 - Nov 30, 2011	38	10.33%
Oct 1, 2011 - Oct 31, 2011	26	9.52%
% Change	46.15%	8.42%
/events/20062007/wembleystadium.html		
Nov 1, 2011 - Nov 30, 2011	21	5.71%
Oct 1, 2011 - Oct 31, 2011	25	9.16%
% Change	-16.00%	-37.68%
/latestnews.html		

Nov 1, 2011 - Nov 30, 2011	20	5.43%
Oct 1, 2011 - Oct 31, 2011	16	5.86%
% Change	25.00%	-7.27%