

### Site Usage

**144 Visits**

Previous: 106 (35.85%)

**61.81% Bounce Rate**

Previous: 66.98% (-7.73%)

**336 Pageviews**

Previous: 207 (62.32%)

**00:00:59 Avg. Time on Site**

Previous: 00:00:53 (12.42%)

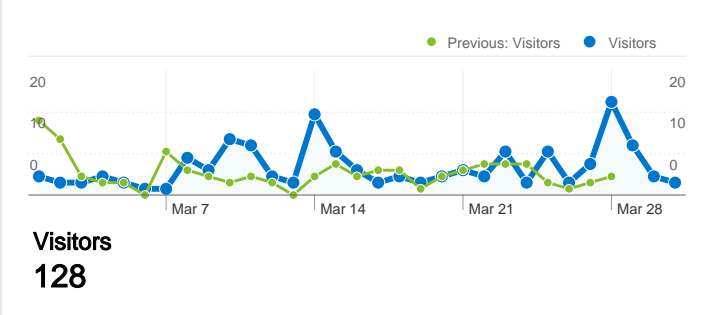
**2.33 Pages/Visit**

Previous: 1.95 (19.48%)

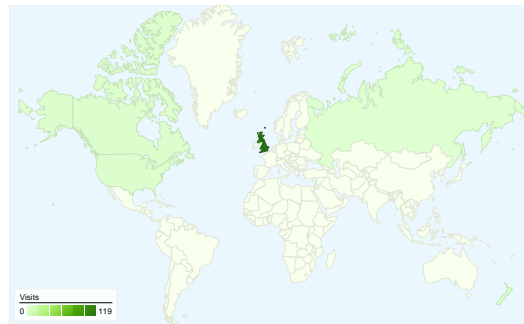
**77.78% % New Visits**

Previous: 80.19% (-3.01%)

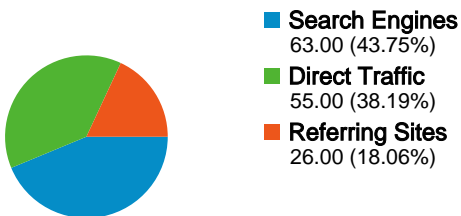
### Visitors Overview



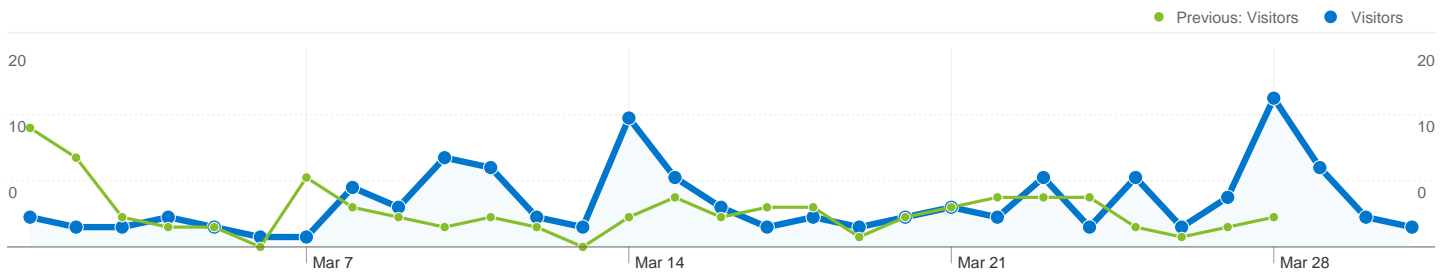
### Map Overlay




### Traffic Sources Overview



Content Overview		
Pages	Pageviews	% Pageviews
/		
Mar 1, 2011 - Mar 31, 2011	77	22.92%
Feb 1, 2011 - Feb 28, 2011	32	15.46%
% Change	140.62%	48.24%
/events.html		
Mar 1, 2011 - Mar 31, 2011	43	12.80%
Feb 1, 2011 - Feb 28, 2011	25	12.08%
% Change	72.00%	5.96%
/latestnews.html		
Mar 1, 2011 - Mar 31, 2011	21	6.25%
Feb 1, 2011 - Feb 28, 2011	11	5.31%
% Change	90.91%	17.61%
/events/20102011/annual-dinner-2011.html		
Mar 1, 2011 - Mar 31, 2011	20	5.95%
Feb 1, 2011 - Feb 28, 2011	0	0.00%
% Change	100.00%	100.00%
/index.html		
Mar 1, 2011 - Mar 31, 2011	17	5.06%
Feb 1, 2011 - Feb 28, 2011	7	3.38%
% Change	142.86%	49.62%



## 128 people visited this site

 **144 Visits**

Previous: 106 (35.85%)

 **128 Absolute Unique Visitors**

Previous: 94 (36.17%)

 **336 Pageviews**

Previous: 207 (62.32%)

 **2.33 Average Pageviews**


Previous: 1.95 (19.48%)

 **00:00:59 Time on Site**

Previous: 00:00:53 (12.42%)

 **61.81% Bounce Rate**

Previous: 66.98% (-7.73%)

 **77.78% New Visits**

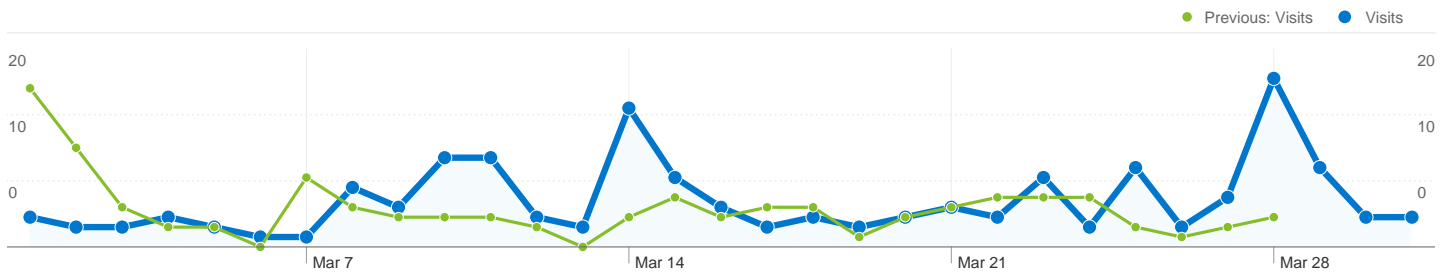
Previous: 80.19% (-3.01%)

## Technical Profile

Browser	Visits	% visits	Connection Speed	Visits	% visits
Internet Explorer			Unknown		
Mar 1, 2011 - Mar 31, 2011	92	63.89%	Mar 1, 2011 - Mar 31, 2011	144	100.00%
Feb 1, 2011 - Feb 28, 2011	77	72.64%	Feb 1, 2011 - Feb 28, 2011	60	56.60%
% Change	19.48%	-12.05%	% Change	140.00%	76.67%
Firefox			Cable		
Mar 1, 2011 - Mar 31, 2011	25	17.36%	Mar 1, 2011 - Mar 31, 2011	0	0.00%
Feb 1, 2011 - Feb 28, 2011	10	9.43%	Feb 1, 2011 - Feb 28, 2011	11	10.38%
% Change	150.00%	84.03%	% Change	-100.00%	-100.00%

Chrome		
Mar 1, 2011 - Mar 31, 2011	13	9.03%
Feb 1, 2011 - Feb 28, 2011	9	8.49%
% Change	44.44%	6.33%
Safari		
Mar 1, 2011 - Mar 31, 2011	11	7.64%
Feb 1, 2011 - Feb 28, 2011	6	5.66%
% Change	83.33%	34.95%
Opera		
Mar 1, 2011 - Mar 31, 2011	1	0.69%
Feb 1, 2011 - Feb 28, 2011	1	0.94%
% Change	0.00%	-26.39%

DSL		
Mar 1, 2011 - Mar 31, 2011	0	0.00%
Feb 1, 2011 - Feb 28, 2011	26	24.53%
% Change	-100.00%	-100.00%
T1		
Mar 1, 2011 - Mar 31, 2011	0	0.00%
Feb 1, 2011 - Feb 28, 2011	9	8.49%
% Change	-100.00%	-100.00%



## All traffic sources sent a total of 144 visits



**38.19% Direct Traffic**

Previous: 46.23% (-17.38%)



**18.06% Referring Sites**

Previous: 8.49% (112.65%)



**43.75% Search Engines**

Previous: 45.28% (-3.39%)



- **Search Engines**  
63.00 (43.75%)
- **Direct Traffic**  
55.00 (38.19%)
- **Referring Sites**  
26.00 (18.06%)

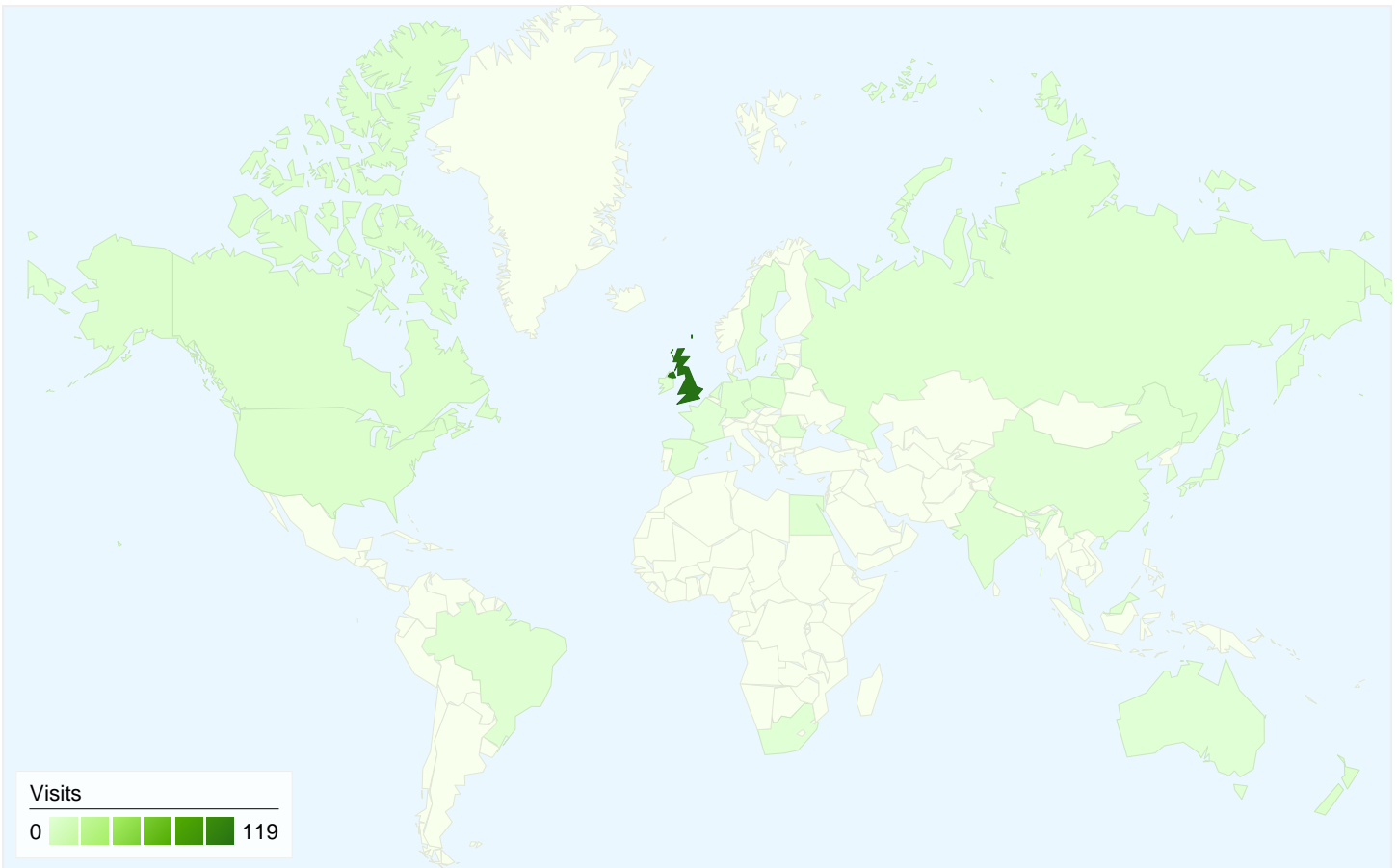
## Top Traffic Sources

Sources	Visits	% visits
(direct) ((none))		
Mar 1, 2011 - Mar 31, 2011	55	38.19%
Feb 1, 2011 - Feb 28, 2011	49	46.23%
% Change	12.24%	-17.38%
google (organic)		
Mar 1, 2011 - Mar 31, 2011	50	34.72%
Feb 1, 2011 - Feb 28, 2011	38	35.85%
% Change	31.58%	-3.14%
google.co.uk (referral)		
Mar 1, 2011 - Mar 31, 2011	11	7.64%
Feb 1, 2011 - Feb 28, 2011	5	4.72%
% Change	120.00%	61.94%
bing (organic)		
Mar 1, 2011 - Mar 31, 2011	9	6.25%
Feb 1, 2011 - Feb 28, 2011	6	5.66%
% Change	50.00%	10.42%
en.wikipedia.org (referral)		

Keywords	Visits	% visits
imeche west cumbria		
Mar 1, 2011 - Mar 31, 2011	4	6.35%
Feb 1, 2011 - Feb 28, 2011	4	8.33%
% Change	0.00%	-23.81%
i mech e west		
Mar 1, 2011 - Mar 31, 2011	3	4.76%
Feb 1, 2011 - Feb 28, 2011	1	2.08%
% Change	200.00%	128.57%
imeche cumbria		
Mar 1, 2011 - Mar 31, 2011	3	4.76%
Feb 1, 2011 - Feb 28, 2011	1	2.08%
% Change	200.00%	128.57%
west cumbria engineering		
Mar 1, 2011 - Mar 31, 2011	3	4.76%
Feb 1, 2011 - Feb 28, 2011	2	4.17%
% Change	50.00%	14.29%
imeche north west		

Mar 1, 2011 - Mar 31, 2011	4	2.78%
Feb 1, 2011 - Feb 28, 2011	2	1.89%
% Change	100.00%	47.22%

Mar 1, 2011 - Mar 31, 2011	2	3.17%
Feb 1, 2011 - Feb 28, 2011	0	0.00%
% Change	100.00%	100.00%



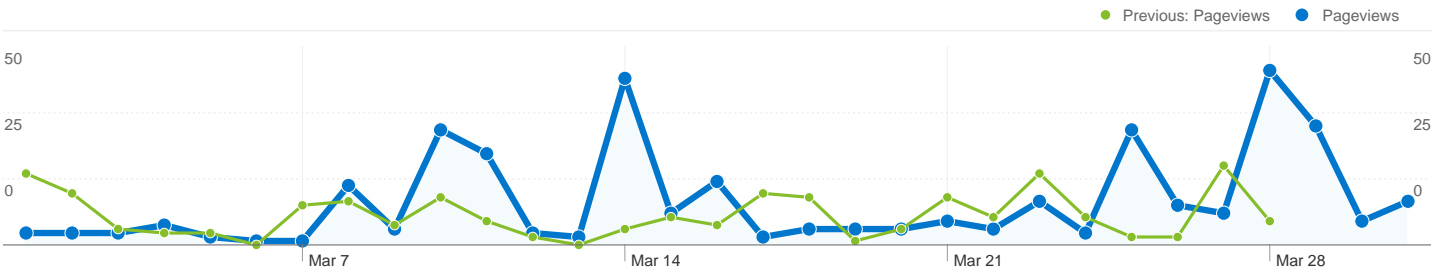
## 144 visits came from 25 countries/territories

Site Usage

Country/Territory	Visits	Pages/Visit	Avg. Time on Site	% New Visits	Bounce Rate
<b>Visits</b> <b>144</b> Previous: 106 (35.85%)	<b>Pages/Visit</b> <b>2.33</b> Previous: 1.95 (19.48%)	<b>Avg. Time on Site</b> <b>00:00:59</b> Previous: 00:00:53 (12.42%)	<b>% New Visits</b> <b>77.78%</b> Previous: 80.19% (-3.01%)	<b>Bounce Rate</b> <b>61.81%</b> Previous: 66.98% (-7.73%)	
United Kingdom					
March 1, 2011 - March 31, 2011	119	2.49	00:01:10	74.79%	59.66%
February 1, 2011 - February 28, 2011	71	2.28	00:01:03	80.28%	60.56%
% Change	67.61%	9.02%	12.43%	-6.84%	-1.49%
Canada					
March 1, 2011 - March 31, 2011	3	1.00	00:00:00	100.00%	100.00%
February 1, 2011 - February 28, 2011	0	0.00	00:00:00	0.00%	0.00%
% Change	100.00%	100.00%	0.00%	100.00%	100.00%
United States					
March 1, 2011 - March 31, 2011	3	1.00	00:00:00	100.00%	100.00%

February 1, 2011 - February 28, 2011	16	1.19	00:00:06	62.50%	93.75%
% Change	-81.25%	-15.79%	-100.00%	60.00%	6.67%
New Zealand					
March 1, 2011 - March 31, 2011	3	1.67	00:00:09	100.00%	66.67%
February 1, 2011 - February 28, 2011	0	0.00	00:00:00	0.00%	0.00%
% Change	100.00%	100.00%	100.00%	100.00%	100.00%
Russia					
March 1, 2011 - March 31, 2011	2	1.00	00:00:00	100.00%	100.00%
February 1, 2011 - February 28, 2011	3	1.00	00:00:00	100.00%	100.00%
% Change	-33.33%	0.00%	0.00%	0.00%	0.00%
Poland					
March 1, 2011 - March 31, 2011	2	2.00	00:00:22	100.00%	50.00%
February 1, 2011 - February 28, 2011	0	0.00	00:00:00	0.00%	0.00%
% Change	100.00%	100.00%	100.00%	100.00%	100.00%
Brazil					
March 1, 2011 - March 31, 2011	1	2.00	00:00:00	0.00%	0.00%
February 1, 2011 - February 28, 2011	0	0.00	00:00:00	0.00%	0.00%
% Change	100.00%	100.00%	0.00%	0.00%	0.00%
Netherlands					
March 1, 2011 - March 31, 2011	1	1.00	00:00:00	100.00%	100.00%
February 1, 2011 - February 28, 2011	1	1.00	00:00:00	100.00%	100.00%
% Change	0.00%	0.00%	0.00%	0.00%	0.00%
Ireland					
March 1, 2011 - March 31, 2011	1	1.00	00:00:00	100.00%	100.00%
February 1, 2011 - February 28, 2011	0	0.00	00:00:00	0.00%	0.00%
% Change	100.00%	100.00%	0.00%	100.00%	100.00%
Egypt					
March 1, 2011 - March 31, 2011	1	1.00	00:00:00	100.00%	100.00%
February 1, 2011 - February 28, 2011	0	0.00	00:00:00	0.00%	0.00%
% Change	100.00%	100.00%	0.00%	100.00%	100.00%


1 - 10 of 25



**Pages on this site were viewed a total of 336 times**

 **336 Pageviews**

Previous: 207 (62.32%)

 **278 Unique Views**

Previous: 171 (62.57%)

 **61.81% Bounce Rate**

Previous: 66.98% (-7.73%)

## Top Content

Pages	Pageviews	% Pageviews
/		
Mar 1, 2011 - Mar 31, 2011	77	22.92%
Feb 1, 2011 - Feb 28, 2011	32	15.46%
% Change	140.62%	48.24%
/events.html		
Mar 1, 2011 - Mar 31, 2011	43	12.80%
Feb 1, 2011 - Feb 28, 2011	25	12.08%
% Change	72.00%	5.96%
/latestnews.html		
Mar 1, 2011 - Mar 31, 2011	21	6.25%
Feb 1, 2011 - Feb 28, 2011	11	5.31%
% Change	90.91%	17.61%
/events/20102011/annual-dinner-2011.html		
Mar 1, 2011 - Mar 31, 2011	20	5.95%
Feb 1, 2011 - Feb 28, 2011	0	0.00%
% Change	100.00%	100.00%
/index.html		

Mar 1, 2011 - Mar 31, 2011	17	5.06%
Feb 1, 2011 - Feb 28, 2011	7	3.38%
% Change	142.86%	49.62%