

Site Usage

 **113 Visits**


Previous: 105 (7.62%)

 **57.52% Bounce Rate**


Previous: 62.86% (-8.49%)

 **348 Pageviews**

Previous: 275 (26.55%)

 **00:04:16 Avg. Time on Site**

Previous: 00:01:18 (229.42%)

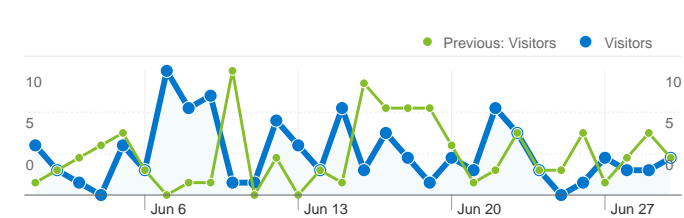
 **3.08 Pages/Visit**

Previous: 2.62 (17.59%)

 **63.72% % New Visits**

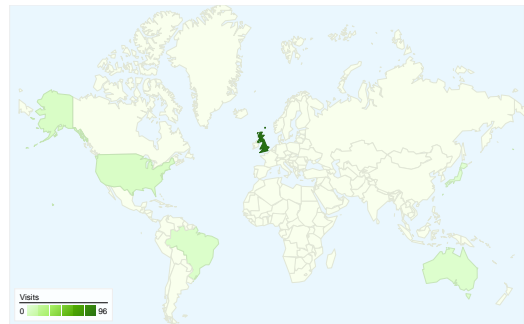
Previous: 76.19% (-16.37%)

Visitors Overview

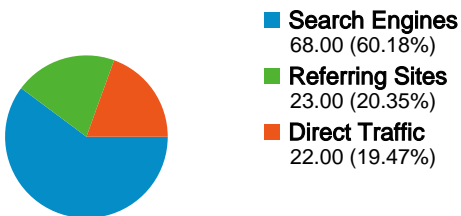


Visitors
86

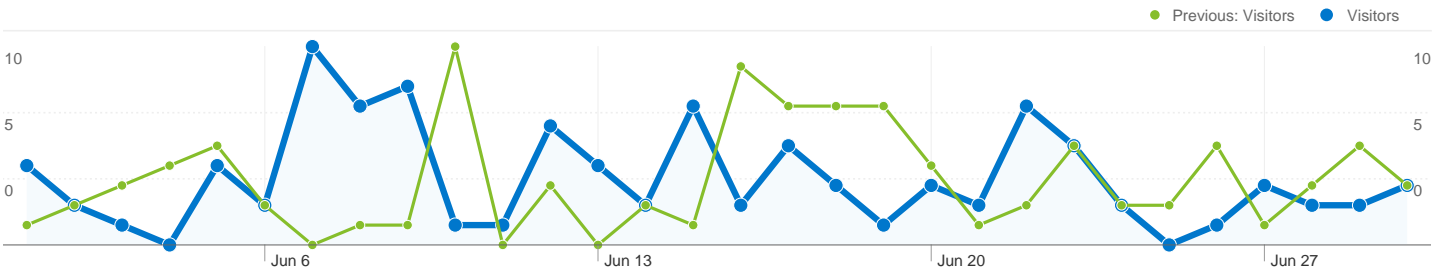
Map Overlay



Traffic Sources Overview



Content Overview		
Pages	Pageviews	% Pageviews
/		
Jun 1, 2011 - Jun 30, 2011	58	16.67%
May 1, 2011 - May 31, 2011	62	22.55%
% Change	-6.45%	-26.08%
/events.html		
Jun 1, 2011 - Jun 30, 2011	42	12.07%
May 1, 2011 - May 31, 2011	37	13.45%
% Change	13.51%	-10.30%
/latestnews.html		
Jun 1, 2011 - Jun 30, 2011	34	9.77%
May 1, 2011 - May 31, 2011	18	6.55%
% Change	88.89%	49.27%
/events/20102011/annual-dinner-2011.html		
Jun 1, 2011 - Jun 30, 2011	25	7.18%
May 1, 2011 - May 31, 2011	9	3.27%
% Change	177.78%	119.51%
/index.html		
Jun 1, 2011 - Jun 30, 2011	23	6.61%
May 1, 2011 - May 31, 2011	8	2.91%
% Change	187.50%	127.19%



86 people visited this site

 **113 Visits**

Previous: 105 (7.62%)

 **86 Absolute Unique Visitors**

Previous: 94 (-8.51%)

 **348 Pageviews**


Previous: 275 (26.55%)

 **3.08 Average Pageviews**

Previous: 2.62 (17.59%)

 **00:04:16 Time on Site**

Previous: 00:01:18 (229.42%)

 **57.52% Bounce Rate**

Previous: 62.86% (-8.49%)

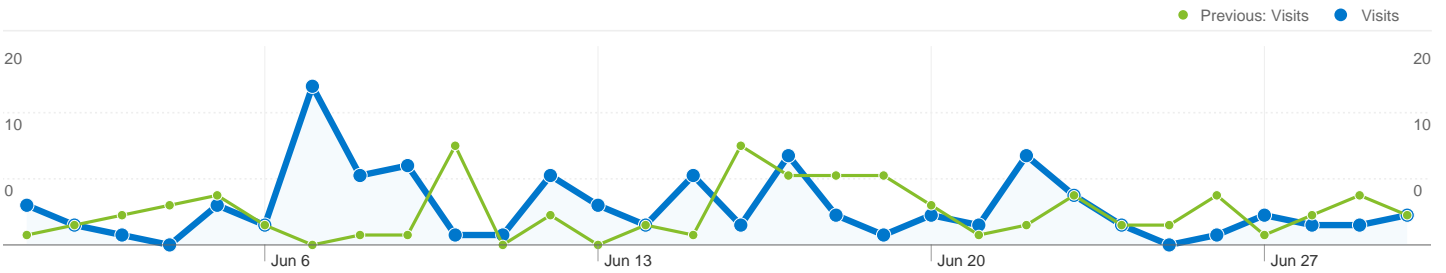
 **63.72% New Visits**

Previous: 76.19% (-16.37%)

Technical Profile

Browser	Visits	% visits	Connection Speed	Visits	% visits
Internet Explorer			Unknown		
Jun 1, 2011 - Jun 30, 2011	58	51.33%	Jun 1, 2011 - Jun 30, 2011	113	100.00%
May 1, 2011 - May 31, 2011	70	66.67%	May 1, 2011 - May 31, 2011	105	100.00%
% Change	-17.14%	-23.01%	% Change	7.62%	0.00%
Chrome					
Jun 1, 2011 - Jun 30, 2011	25	22.12%			
May 1, 2011 - May 31, 2011	13	12.38%			
% Change	92.31%	78.69%			

Firefox		
Jun 1, 2011 - Jun 30, 2011	22	19.47%
May 1, 2011 - May 31, 2011	17	16.19%
% Change	29.41%	20.25%
Safari		
Jun 1, 2011 - Jun 30, 2011	8	7.08%
May 1, 2011 - May 31, 2011	4	3.81%
% Change	100.00%	85.84%
Opera		
Jun 1, 2011 - Jun 30, 2011	0	0.00%
May 1, 2011 - May 31, 2011	1	0.95%
% Change	-100.00%	-100.00%



All traffic sources sent a total of 113 visits

19.47% Direct Traffic

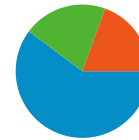
Previous: 20.00% (-2.65%)

20.35% Referring Sites

Previous: 23.81% (-14.51%)

60.18% Search Engines

Previous: 56.19% (7.09%)



- Search Engines
68.00 (60.18%)
- Referring Sites
23.00 (20.35%)
- Direct Traffic
22.00 (19.47%)

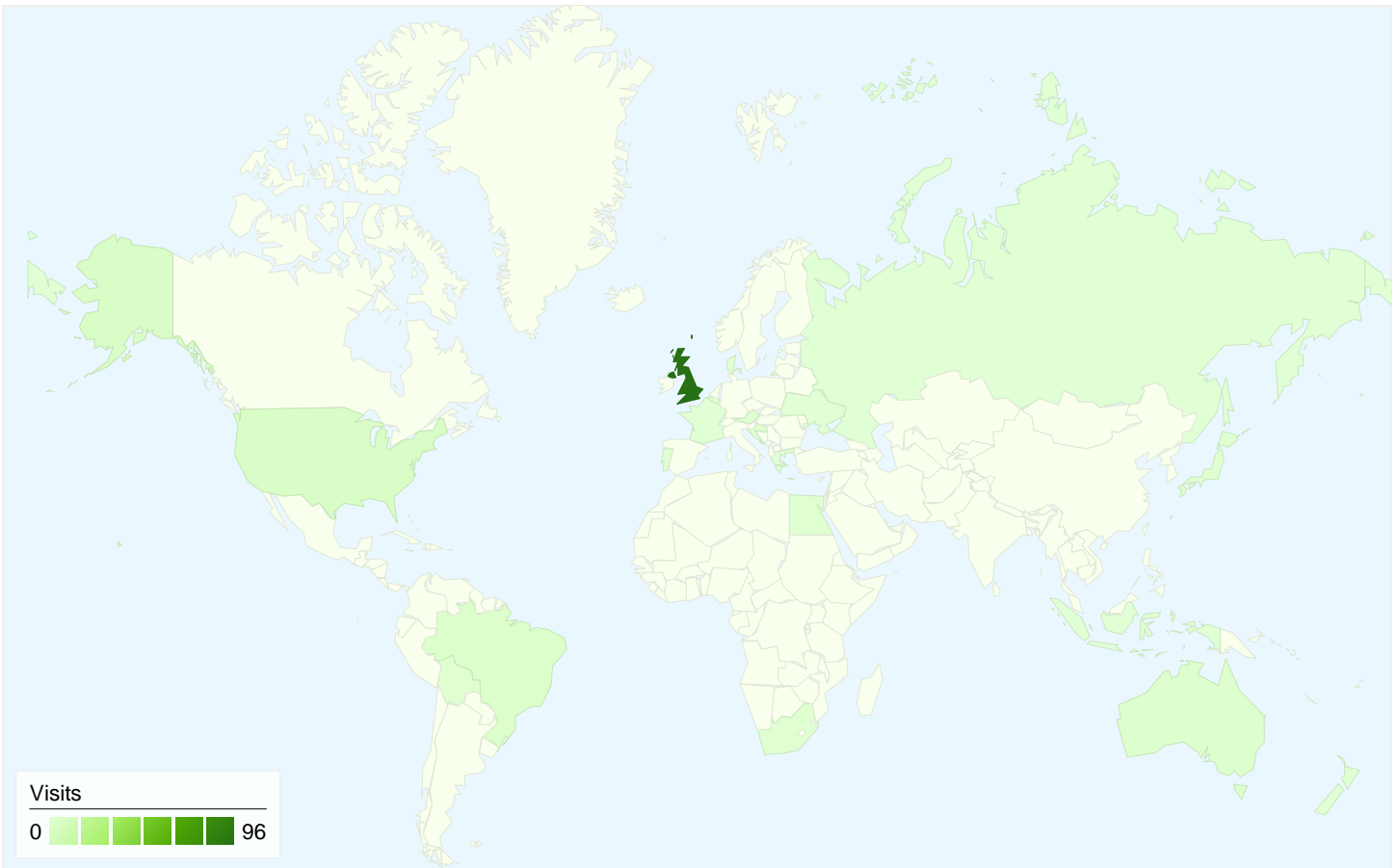
Top Traffic Sources

Sources	Visits	% visits
google (organic)		
Jun 1, 2011 - Jun 30, 2011	49	43.36%
May 1, 2011 - May 31, 2011	44	41.90%
% Change	11.36%	3.48%
(direct) ((none))		
Jun 1, 2011 - Jun 30, 2011	22	19.47%
May 1, 2011 - May 31, 2011	21	20.00%
% Change	4.76%	-2.65%
google.co.uk (referral)		
Jun 1, 2011 - Jun 30, 2011	10	8.85%
May 1, 2011 - May 31, 2011	8	7.62%
% Change	25.00%	16.15%
search (organic)		
Jun 1, 2011 - Jun 30, 2011	8	7.08%
May 1, 2011 - May 31, 2011	1	0.95%
% Change	700.00%	643.36%
bing (organic)		

Keywords	Visits	% visits
imeche west cumbria		
Jun 1, 2011 - Jun 30, 2011	29	42.65%
May 1, 2011 - May 31, 2011	12	20.34%
% Change	141.67%	109.68%
alan dawson engineering		
Jun 1, 2011 - Jun 30, 2011	3	4.41%
May 1, 2011 - May 31, 2011	0	0.00%
% Change	100.00%	100.00%
alan dawson west cumbria		
Jun 1, 2011 - Jun 30, 2011	2	2.94%
May 1, 2011 - May 31, 2011	0	0.00%
% Change	100.00%	100.00%
imeche cumbria		
Jun 1, 2011 - Jun 30, 2011	2	2.94%
May 1, 2011 - May 31, 2011	1	1.69%
% Change	100.00%	73.53%
west cumbria imeche		

Jun 1, 2011 - Jun 30, 2011	5	4.42%
May 1, 2011 - May 31, 2011	10	9.52%
% Change	-50.00%	-53.54%

Jun 1, 2011 - Jun 30, 2011	2	2.94%
May 1, 2011 - May 31, 2011	0	0.00%
% Change	100.00%	100.00%



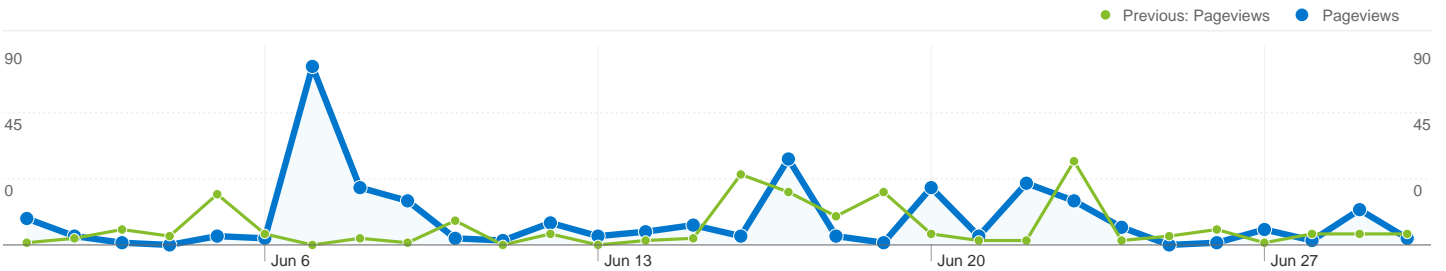
113 visits came from 21 countries/territories

Site Usage

Country/Territory	Visits	Pages/Visit	Avg. Time on Site	% New Visits	Bounce Rate
Visits 113 Previous: 105 (7.62%)	Pages/Visit 3.08 Previous: 2.62 (17.59%)	Avg. Time on Site 00:04:16 Previous: 00:01:18 (229.42%)	% New Visits 63.72% Previous: 77.14% (-17.40%)	Bounce Rate 57.52% Previous: 62.86% (-8.49%)	
United Kingdom	96	3.41	00:05:01	61.46%	53.12%
June 1, 2011 - June 30, 2011	96	3.41	00:05:01	61.46%	53.12%
May 1, 2011 - May 31, 2011	80	3.02	00:01:34	80.00%	60.00%
% Change	20.00%	12.60%	220.95%	-23.18%	-11.46%
United States	4	1.25	00:00:00	50.00%	75.00%
June 1, 2011 - June 30, 2011	4	1.25	00:00:00	50.00%	75.00%
May 1, 2011 - May 31, 2011	4	1.50	00:00:14	100.00%	75.00%
% Change	0.00%	-16.67%	-100.00%	-50.00%	0.00%
Brazil	3	1.33	00:00:00	33.33%	66.67%
June 1, 2011 - June 30, 2011	3	1.33	00:00:00	33.33%	66.67%

May 1, 2011 - May 31, 2011	8	1.00	00:00:00	12.50%	100.00%
% Change	-62.50%	33.33%	0.00%	166.67%	-33.33%
Australia					
June 1, 2011 - June 30, 2011	2	1.00	00:00:00	100.00%	100.00%
May 1, 2011 - May 31, 2011	3	1.33	00:00:00	66.67%	66.67%
% Change	-33.33%	-25.00%	0.00%	50.00%	50.00%
(not set)					
June 1, 2011 - June 30, 2011	1	1.00	00:00:00	100.00%	100.00%
May 1, 2011 - May 31, 2011	0	0.00	00:00:00	0.00%	0.00%
% Change	100.00%	100.00%	0.00%	100.00%	100.00%
Croatia					
June 1, 2011 - June 30, 2011	1	1.00	00:00:00	100.00%	100.00%
May 1, 2011 - May 31, 2011	0	0.00	00:00:00	0.00%	0.00%
% Change	100.00%	100.00%	0.00%	100.00%	100.00%
Bolivia					
June 1, 2011 - June 30, 2011	1	1.00	00:00:00	100.00%	100.00%
May 1, 2011 - May 31, 2011	0	0.00	00:00:00	0.00%	0.00%
% Change	100.00%	100.00%	0.00%	100.00%	100.00%
Egypt					
June 1, 2011 - June 30, 2011	1	1.00	00:00:00	100.00%	100.00%
May 1, 2011 - May 31, 2011	0	0.00	00:00:00	0.00%	0.00%
% Change	100.00%	100.00%	0.00%	100.00%	100.00%
Japan					
June 1, 2011 - June 30, 2011	1	3.00	00:01:02	100.00%	0.00%
May 1, 2011 - May 31, 2011	0	0.00	00:00:00	0.00%	0.00%
% Change	100.00%	100.00%	100.00%	100.00%	0.00%
Austria					
June 1, 2011 - June 30, 2011	1	1.00	00:00:00	100.00%	100.00%
May 1, 2011 - May 31, 2011	0	0.00	00:00:00	0.00%	0.00%
% Change	100.00%	100.00%	0.00%	100.00%	100.00%

1 - 10 of 21




Pages on this site were viewed a total of 348 times

 **348 Pageviews**

Previous: 275 (26.55%)

 **257 Unique Views**

Previous: 193 (33.16%)

 **57.52% Bounce Rate**

Previous: 62.86% (-8.49%)

Top Content

Pages	Pageviews	% Pageviews
/		
Jun 1, 2011 - Jun 30, 2011	58	16.67%
May 1, 2011 - May 31, 2011	62	22.55%
% Change	-6.45%	-26.08%
/events.html		
Jun 1, 2011 - Jun 30, 2011	42	12.07%
May 1, 2011 - May 31, 2011	37	13.45%
% Change	13.51%	-10.30%
/latestnews.html		
Jun 1, 2011 - Jun 30, 2011	34	9.77%
May 1, 2011 - May 31, 2011	18	6.55%
% Change	88.89%	49.27%
/events/20102011/annual-dinner-2011.html		
Jun 1, 2011 - Jun 30, 2011	25	7.18%
May 1, 2011 - May 31, 2011	9	3.27%
% Change	177.78%	119.51%
/index.html		

Jun 1, 2011 - Jun 30, 2011	23	6.61%
May 1, 2011 - May 31, 2011	8	2.91%
% Change	187.50%	127.19%