

Site Usage

83 Visits

Previous: 144 (-42.36%)

67.47% Bounce Rate

Previous: 61.81% (9.16%)

162 Pageviews

Previous: 336 (-51.79%)

00:00:35 Avg. Time on Site

Previous: 00:00:59 (-40.63%)

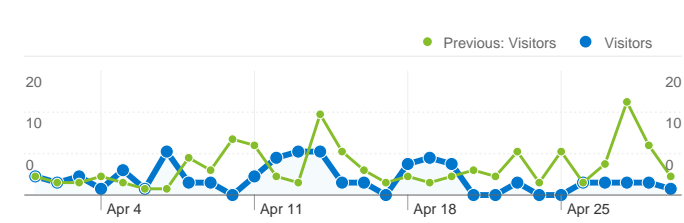
1.95 Pages/Visit

Previous: 2.33 (-16.35%)

86.75% % New Visits

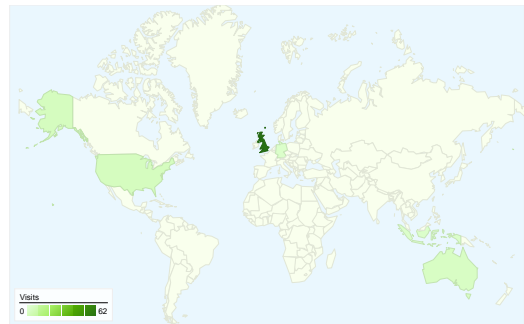
Previous: 77.78% (11.53%)

Visitors Overview

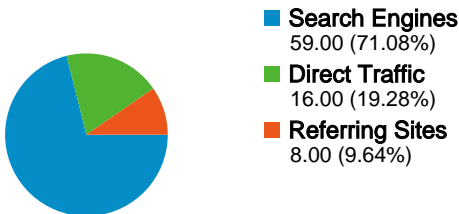


Visitors
78

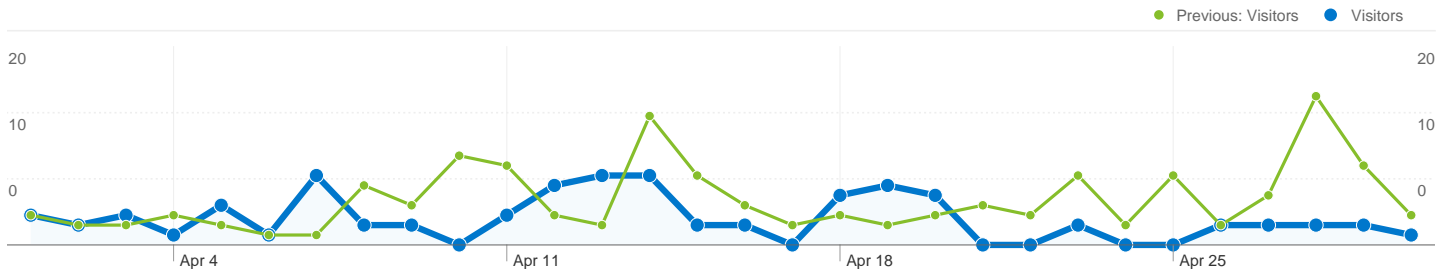
Map Overlay



Traffic Sources Overview



Content Overview		
Pages	Pageviews	% Pageviews
/		
Apr 1, 2011 - Apr 30, 2011	32	19.75%
Mar 1, 2011 - Mar 31, 2011	77	22.92%
% Change	-58.44%	-13.80%
/events.html		
Apr 1, 2011 - Apr 30, 2011	20	12.35%
Mar 1, 2011 - Mar 31, 2011	43	12.80%
% Change	-53.49%	-3.53%
/events/20062007/wembleystadium.html		
Apr 1, 2011 - Apr 30, 2011	15	9.26%
Mar 1, 2011 - Mar 31, 2011	15	4.46%
% Change	0.00%	107.41%
/events/20102011/ennerdalewatertreatmentvisit.html		
Apr 1, 2011 - Apr 30, 2011	10	6.17%
Mar 1, 2011 - Mar 31, 2011	9	2.68%
% Change	11.11%	130.45%
/events/20102011/adaptahaus.html		
Apr 1, 2011 - Apr 30, 2011	10	6.17%
Mar 1, 2011 - Mar 31, 2011	9	2.68%
% Change	11.11%	130.45%



78 people visited this site

83 Visits

Previous: 144 (-42.36%)

78 Absolute Unique Visitors

Previous: 128 (-39.06%)

162 Pageviews

Previous: 336 (-51.79%)

1.95 Average Pageviews

Previous: 2.33 (-16.35%)

00:00:35 Time on Site

Previous: 00:00:59 (-40.63%)

67.47% Bounce Rate

Previous: 61.81% (9.16%)

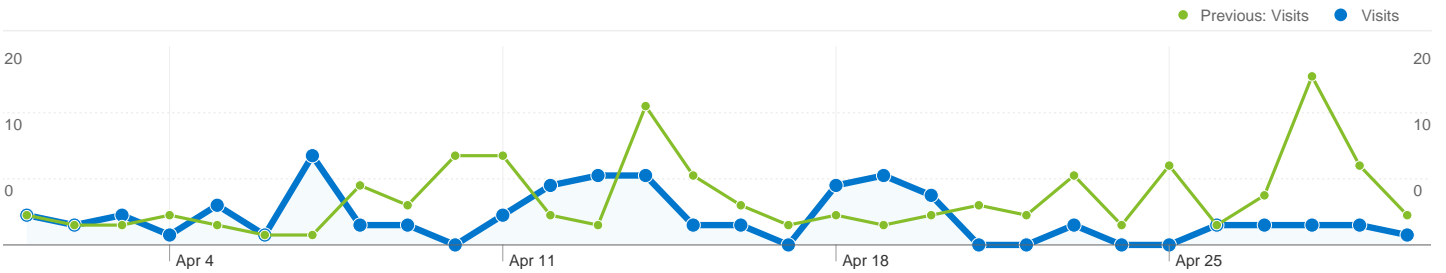
86.75% New Visits

Previous: 77.78% (11.53%)

Technical Profile

Browser	Visits	% visits	Connection Speed	Visits	% visits
Internet Explorer			Unknown		
Apr 1, 2011 - Apr 30, 2011	51	61.45%	Apr 1, 2011 - Apr 30, 2011	83	100.00%
Mar 1, 2011 - Mar 31, 2011	92	63.89%	Mar 1, 2011 - Mar 31, 2011	144	100.00%
% Change	-44.57%	-3.82%	% Change	-42.36%	0.00%
Firefox					
Apr 1, 2011 - Apr 30, 2011	16	19.28%			
Mar 1, 2011 - Mar 31, 2011	25	17.36%			
% Change	-36.00%	11.04%			

Chrome		
Apr 1, 2011 - Apr 30, 2011	10	12.05%
Mar 1, 2011 - Mar 31, 2011	13	9.03%
% Change	-23.08%	33.46%
Safari		
Apr 1, 2011 - Apr 30, 2011	5	6.02%
Mar 1, 2011 - Mar 31, 2011	11	7.64%
% Change	-54.55%	-21.14%
Mozilla Compatible Agent		
Apr 1, 2011 - Apr 30, 2011	1	1.20%
Mar 1, 2011 - Mar 31, 2011	1	0.69%
% Change	0.00%	73.49%



All traffic sources sent a total of 83 visits

19.28% Direct Traffic

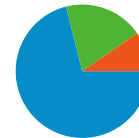
Previous: 38.19% (-49.53%)

9.64% Referring Sites

Previous: 18.06% (-46.62%)

71.08% Search Engines

Previous: 43.75% (62.48%)



- Search Engines
59.00 (71.08%)
- Direct Traffic
16.00 (19.28%)
- Referring Sites
8.00 (9.64%)

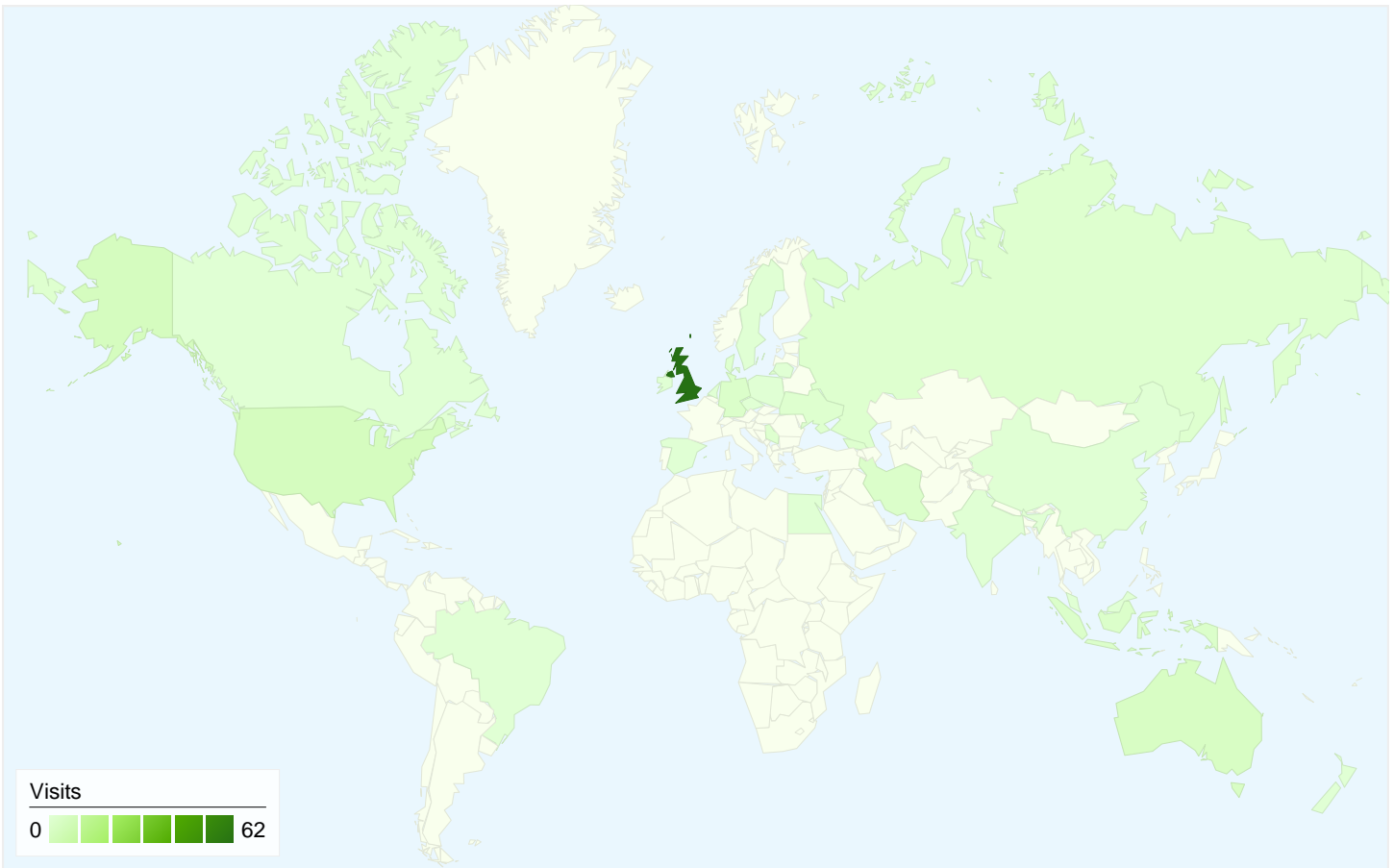
Top Traffic Sources

Sources	Visits	% visits
google (organic)		
Apr 1, 2011 - Apr 30, 2011	46	55.42%
Mar 1, 2011 - Mar 31, 2011	50	34.72%
% Change	-8.00%	59.61%
(direct) ((none))		
Apr 1, 2011 - Apr 30, 2011	16	19.28%
Mar 1, 2011 - Mar 31, 2011	55	38.19%
% Change	-70.91%	-49.53%
bing (organic)		
Apr 1, 2011 - Apr 30, 2011	5	6.02%
Mar 1, 2011 - Mar 31, 2011	9	6.25%
% Change	-44.44%	-3.61%
yahoo (organic)		
Apr 1, 2011 - Apr 30, 2011	5	6.02%
Mar 1, 2011 - Mar 31, 2011	3	2.08%
% Change	66.67%	189.16%
google.co.uk (referral)		

Keywords	Visits	% visits
imeche west cumbria		
Apr 1, 2011 - Apr 30, 2011	5	8.47%
Mar 1, 2011 - Mar 31, 2011	4	6.35%
% Change	25.00%	33.47%
alan dawson engineering		
Apr 1, 2011 - Apr 30, 2011	2	3.39%
Mar 1, 2011 - Mar 31, 2011	0	0.00%
% Change	100.00%	100.00%
index of imeche		
Apr 1, 2011 - Apr 30, 2011	2	3.39%
Mar 1, 2011 - Mar 31, 2011	0	0.00%
% Change	100.00%	100.00%
jaguar plant speke		
Apr 1, 2011 - Apr 30, 2011	2	3.39%
Mar 1, 2011 - Mar 31, 2011	0	0.00%
% Change	100.00%	100.00%
www.imechewestcumbria.org.uk		

Apr 1, 2011 - Apr 30, 2011	4	4.82%
Mar 1, 2011 - Mar 31, 2011	11	7.64%
% Change	-63.64%	-36.91%

Apr 1, 2011 - Apr 30, 2011	2	3.39%
Mar 1, 2011 - Mar 31, 2011	0	0.00%
% Change	100.00%	100.00%



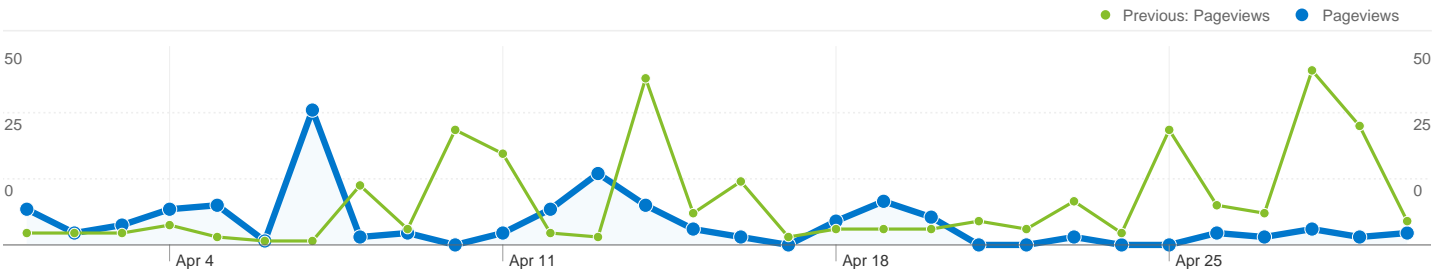
83 visits came from 28 countries/territories

Site Usage

Visits	Pages/Visit	Avg. Time on Site	% New Visits	Bounce Rate	
83 Previous: 144 (-42.36%)	1.95 Previous: 2.33 (-16.35%)	00:00:35 Previous: 00:00:59 (-40.63%)	86.75% Previous: 77.78% (11.53%)	67.47% Previous: 61.81% (9.16%)	
Country/Territory	Visits	Pages/Visit	Avg. Time on Site	% New Visits	Bounce Rate
United Kingdom					
April 1, 2011 - April 30, 2011	62	2.15	00:00:42	83.87%	64.52%
March 1, 2011 - March 31, 2011	119	2.49	00:01:10	74.79%	59.66%
% Change	-47.90%	-13.76%	-40.68%	12.14%	8.13%
United States					
April 1, 2011 - April 30, 2011	4	1.75	00:00:15	100.00%	25.00%
March 1, 2011 - March 31, 2011	3	1.00	00:00:00	100.00%	100.00%
% Change	33.33%	75.00%	100.00%	0.00%	-75.00%
Australia					
April 1, 2011 - April 30, 2011	3	2.00	00:01:08	100.00%	66.67%

March 1, 2011 - March 31, 2011	0	0.00	00:00:00	0.00%	0.00%
% Change	100.00%	100.00%	100.00%	100.00%	100.00%
Germany					
April 1, 2011 - April 30, 2011	2	1.00	00:00:00	100.00%	100.00%
March 1, 2011 - March 31, 2011	1	1.00	00:00:00	100.00%	100.00%
% Change	100.00%	0.00%	0.00%	0.00%	0.00%
Indonesia					
April 1, 2011 - April 30, 2011	2	1.00	00:00:00	100.00%	100.00%
March 1, 2011 - March 31, 2011	0	0.00	00:00:00	0.00%	0.00%
% Change	100.00%	100.00%	0.00%	100.00%	100.00%
Iran					
April 1, 2011 - April 30, 2011	2	1.00	00:00:00	50.00%	100.00%
March 1, 2011 - March 31, 2011	0	0.00	00:00:00	0.00%	0.00%
% Change	100.00%	100.00%	0.00%	100.00%	100.00%
Denmark					
April 1, 2011 - April 30, 2011	1	3.00	00:01:14	100.00%	0.00%
March 1, 2011 - March 31, 2011	0	0.00	00:00:00	0.00%	0.00%
% Change	100.00%	100.00%	100.00%	100.00%	0.00%
Georgia					
April 1, 2011 - April 30, 2011	1	1.00	00:00:00	100.00%	100.00%
March 1, 2011 - March 31, 2011	0	0.00	00:00:00	0.00%	0.00%
% Change	100.00%	100.00%	0.00%	100.00%	100.00%
Hong Kong					
April 1, 2011 - April 30, 2011	1	1.00	00:00:00	100.00%	100.00%
March 1, 2011 - March 31, 2011	0	0.00	00:00:00	0.00%	0.00%
% Change	100.00%	100.00%	0.00%	100.00%	100.00%
Jersey					
April 1, 2011 - April 30, 2011	1	1.00	00:00:00	100.00%	100.00%
March 1, 2011 - March 31, 2011	0	0.00	00:00:00	0.00%	0.00%
% Change	100.00%	100.00%	0.00%	100.00%	100.00%

1 - 10 of 28




Pages on this site were viewed a total of 162 times

 **162 Pageviews**

Previous: 336 (-51.79%)

 **132 Unique Views**

Previous: 278 (-52.52%)

 **67.47% Bounce Rate**

Previous: 61.81% (9.16%)

Top Content

Pages	Pageviews	% Pageviews
/		
Apr 1, 2011 - Apr 30, 2011	32	19.75%
Mar 1, 2011 - Mar 31, 2011	77	22.92%
% Change	-58.44%	-13.80%
/events.html		
Apr 1, 2011 - Apr 30, 2011	20	12.35%
Mar 1, 2011 - Mar 31, 2011	43	12.80%
% Change	-53.49%	-3.53%
/events/20062007/wembleystadium.html		
Apr 1, 2011 - Apr 30, 2011	15	9.26%
Mar 1, 2011 - Mar 31, 2011	15	4.46%
% Change	0.00%	107.41%
/events/20102011/ennerdalewatertreatmentvisit.html		
Apr 1, 2011 - Apr 30, 2011	10	6.17%
Mar 1, 2011 - Mar 31, 2011	9	2.68%
% Change	11.11%	130.45%
/events/20102011/adaptahaus.html		

Apr 1, 2011 - Apr 30, 2011	10	6.17%
Mar 1, 2011 - Mar 31, 2011	9	2.68%
% Change	11.11%	130.45%