

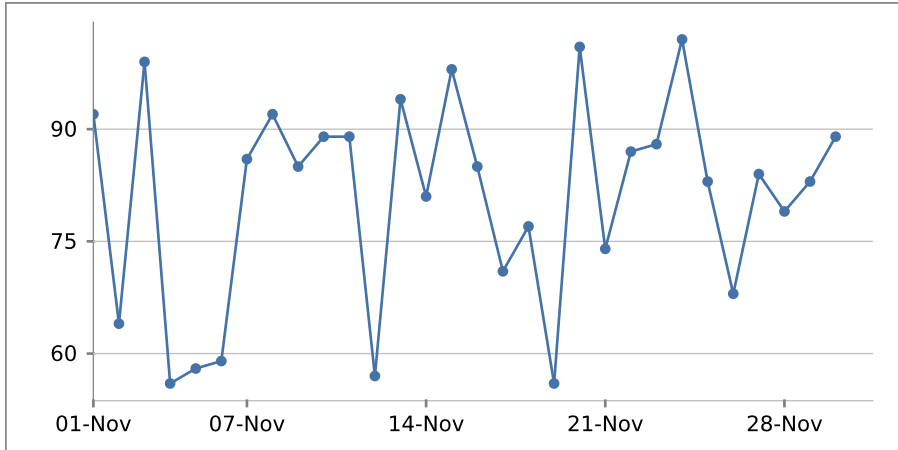


Monthly report 01-Nov-2011 - 30-Nov-2011

1&1 SiteAnalytics for imechewestcumbria.org.uk

Visits

All page impressions from the same computer are summarised as one visit. The visits are uniquely identified on the basis of the IP address and the browser ID. As several people may share a computer (e.g. in a cybercafé), the number of visits may not be the same as the number of visitors.

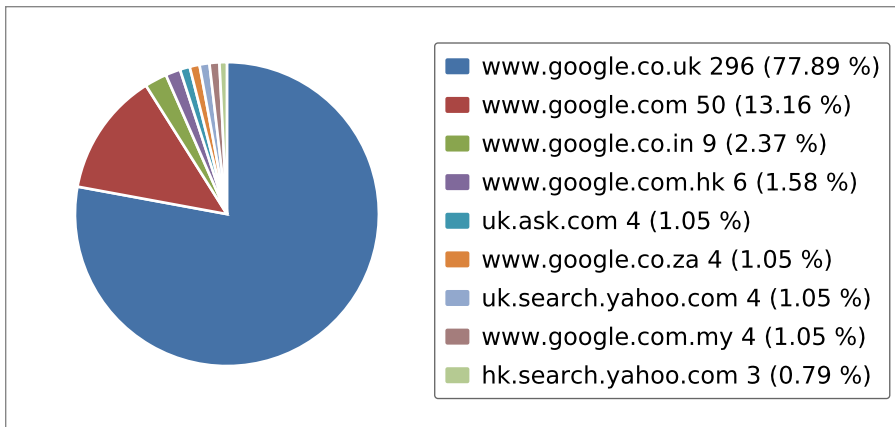


Day of the week	Date	Visits
Tuesday	01-Nov-11	92
Wednesday	02-Nov-11	64
Thursday	03-Nov-11	99
Friday	04-Nov-11	56
Saturday	05-Nov-11	58
Sunday	06-Nov-11	59
Monday	07-Nov-11	86
Tuesday	08-Nov-11	92
Wednesday	09-Nov-11	85
Thursday	10-Nov-11	89
Friday	11-Nov-11	89
Saturday	12-Nov-11	57
Sunday	13-Nov-11	94
Monday	14-Nov-11	81
Tuesday	15-Nov-11	98
Wednesday	16-Nov-11	85
Thursday	17-Nov-11	71
Friday	18-Nov-11	77
Saturday	19-Nov-11	56

Day of the week	Date	Visits
Sunday	20-Nov-11	101
Monday	21-Nov-11	74
Tuesday	22-Nov-11	87
Wednesday	23-Nov-11	88
Thursday	24-Nov-11	102
Friday	25-Nov-11	83
Saturday	26-Nov-11	68
Sunday	27-Nov-11	84
Monday	28-Nov-11	79
Tuesday	29-Nov-11	83
Wednesday	30-Nov-11	89
Total		2,426
Averages		81

Search engines

Using this analysis, you can identify the search engines used by your visitors. You can also see how many visitors reach your pages via the respective search engines.



Search engines	Visits	%
www.google.co.uk	296	77.89 %
www.google.com	50	13.16 %
www.google.co.in	9	2.37 %
www.google.com.hk	6	1.58 %
uk.ask.com	4	1.05 %
www.google.co.za	4	1.05 %



Monthly report 01-Nov-2011 - 30-Nov-2011

1&1 SiteAnalytics for imechewestcumbria.org.uk

Search engines	Visits	%
uk.search.yahoo.com	4	1.05 %
www.google.com.my	4	1.05 %
hk.search.yahoo.com	3	0.79 %
Total	380	100.00 %

Search terms

The table shows the search terms by means of which your website was found most frequently. Every row contains a search term. For example, if somebody found your website by means of the phrase "repair car", both "repair" and "car" will be displayed as independent terms in the table.

Search terms	Visits	%
imeche	152	15.92 %
a380	59	6.18 %
interview	35	3.66 %
wings	35	3.66 %
airbus	35	3.66 %
cumbria	34	3.56 %
professional	33	3.46 %
wing	32	3.35 %
report	31	3.25 %
review	27	2.83 %
west	23	2.41 %
for	21	2.20 %
competencies	21	2.20 %
engineer	20	2.09 %
ceng	19	1.99 %
the	19	1.99 %
chartered	17	1.78 %
made	17	1.78 %
chartership	17	1.78 %
where	16	1.68 %
pet	15	1.57 %
wembley	15	1.57 %



Monthly report 01-Nov-2011 - 30-Nov-2011

1&1 SiteAnalytics for imechewestcumbria.org.uk

Search terms	Visits	%
example	15	1.57 %
are	14	1.47 %
how	14	1.47 %
structure	13	1.36 %
process	13	1.36 %
manufacturing	13	1.36 %
arch	12	1.26 %
engineering	12	1.26 %
ieng	11	1.15 %
broughton	10	1.05 %
plan	10	1.05 %
technical	9	0.94 %
design	9	0.94 %
ppt	8	0.84 %
indorama	8	0.84 %
what	8	0.84 %
route	8	0.84 %
get	8	0.84 %
and	8	0.84 %
presentation	8	0.84 %
does	8	0.84 %
carlisle	8	0.84 %
stadium	7	0.73 %
development	7	0.73 %
become	7	0.73 %
incorporated	7	0.73 %
action	7	0.73 %
Total	955	100.00 %



Most frequently accessed pages

You can see the most frequently accessed pages. Only fully loaded pages are counted. Individual page elements, such as images or other elements, are not counted individually. This includes all files with the extensions .png, .jpg, jpeg, .gif, .swf, .css, .class, and .js.

Most frequently accessed pages	Page impressions	%
/index.html	466	16.76 %
/downloads/profregpres.ppt	148	5.32 %
/downloads/routesprofregoct2006.ppt	113	4.06 %
/downloads/eventslistingped20052006.doc	106	3.81 %
/downloads/eMech-pr48.pdf	98	3.53 %
/downloads/ped0607listing.pdf	88	3.17 %
/latestnews.html	65	2.34 %
/events.html	62	2.23 %
/downloads/eMech-pr86.pdf	59	2.12 %
/engineering.html	58	2.09 %
/events/20112012/cumbriafloods2009.html	57	2.05 %
/downloads/pedinst0607.rtf	56	2.01 %
/links.html	53	1.91 %
/webstats.html	50	1.80 %
/contact.html	47	1.69 %
/whyibecameanengineer.html	47	1.69 %
/emech.html	46	1.65 %
/sitemap.html	37	1.33 %
/downloads/2011-newsletter-autumn-winter.pdf	31	1.12 %
/events/20092010/thebondmuseum.html	31	1.12 %
/search.html	27	0.97 %
/downloads/recognising-professional-excellence-feb09.ppt	26	0.94 %
/events/20112012/solwayenergygateway.html	24	0.86 %
/events/20062007/wembleystadium.html	24	0.86 %
/events/20032004/kursk.html	23	0.83 %
/downloads/eMech-pr2.doc	23	0.83 %
/downloads/eMech-pr59.pdf	23	0.83 %
/regionalevents.html	22	0.79 %
/downloads/eMech-pr70.pdf	22	0.79 %



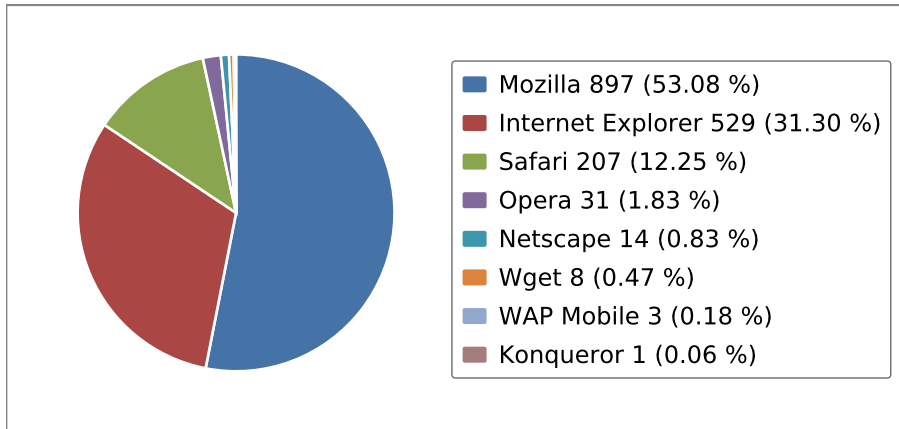
Monthly report 01-Nov-2011 - 30-Nov-2011

1&1 SiteAnalytics for imechewestcumbria.org.uk

Most frequently accessed pages	Page impressions	%
/visits/falkirkwheel2010.html	22	0.79 %
/events/20112012/envirohomesltd.html	19	0.68 %
/events/20072008/bae_systems_visit.html	18	0.65 %
/downloads/eMech-pr51.pdf	18	0.65 %
/events/20112012/recyclingplantvisit.html	18	0.65 %
/events/20102011/annual-dinner-2011.html	18	0.65 %
/downloads/eMech-pr6.doc	18	0.65 %
/downloads/eMech-pr67.pdf	17	0.61 %
/events/20102011/1in1000yearflood.html	16	0.58 %
/events/20102011/ennerdalewatertreatmentvisit.html	16	0.58 %
/downloads/eMech-pr16.pdf	15	0.54 %
/events/20112012/tornadopeppercorn.html	15	0.54 %
/emech-pr91-100.html	15	0.54 %
/downloads/eMech-pr94.pdf	15	0.54 %
/downloads/webstats/land1 WebStats Report December 2010.pdf	15	0.54 %
/downloads/eMech-pr9.pdf	15	0.54 %
/downloads/the-imeche-west-cumbria-newsletter-2011.pdf	14	0.50 %
/events/20102011/eonukchpplantvisit.html	14	0.50 %
/events/20102011/adaptahaus.html	14	0.50 %
Other	536	19.28 %
Total	2,780	100.00 %

Browsers

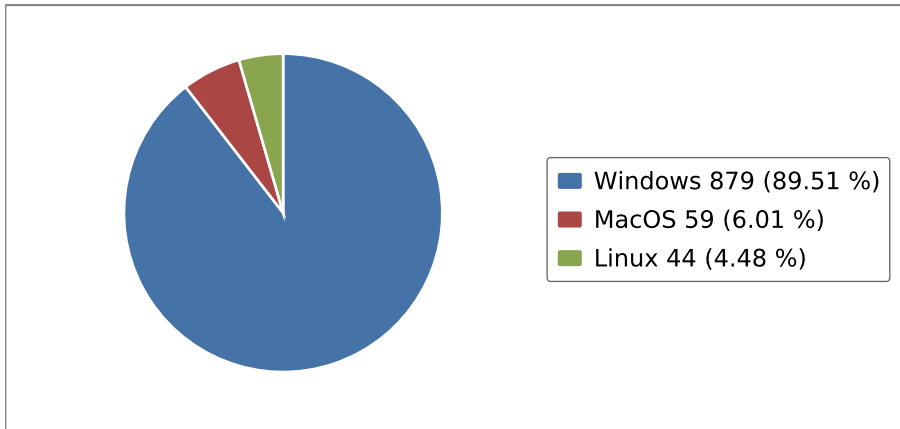
This chart shows the browsers used by your visitors. For example, this helps you to identify the browsers for which you need to optimise your website.



Browsers	Visits	%
Mozilla	897	53.08 %
Internet Explorer	529	31.30 %
Safari	207	12.25 %
Opera	31	1.83 %
Netscape	14	0.83 %
Wget	8	0.47 %
WAP Mobile	3	0.18 %
Konqueror	1	0.06 %
Total	1,690	100.00 %

Operating systems

You can see the operating systems used by your visitors. This information helps you to find out for which operating systems you may need to optimise your website.



Operating systems	Visits	%
Windows	879	89.51 %
MacOS	59	6.01 %
Linux	44	4.48 %
Total	982	100.00 %

Referring pages

You can see the pages that referred your visitors to your website. Referring pages may be other websites or search engines. The complete URL is displayed.

Referring pages	Visits	%
www.google.co.uk/url	201	38.00 %
www.google.co.uk/search	75	14.18 %
www.google.com/url	26	4.91 %
www.google.co.uk/imgres	23	4.35 %
www.google.com/search	15	2.84 %
www.bing.com/search	11	2.08 %
www.ice.org.uk/Events-conferences/Events/Cumbria-Floods-November-2009---Highway-Infrastruct	10	1.89 %
www.google.com/imgres	9	1.70 %
Other	159	30.06 %
Total	529	100.00 %



Visits from continents

This analysis shows which continents your visitors come from.

Continents	Visits	%
North America	946	44.65 %
Europe	845	39.89 %
Asia	307	14.49 %
Africa	10	0.47 %
South America	6	0.30 %
Australia	4	0.21 %
Total	2,119	100.00 %

Visits from countries

This analysis shows which countries your visitors come from. This information indicates the countries that your website should focus on or the countries for which it still needs to be optimised.

Countries	Visits	%
United States	943	44.52 %
United Kingdom	446	21.03 %
China	238	11.26 %
Russia	191	9.01 %
France	66	3.10 %
Sweden	35	1.66 %
Germany	30	1.40 %
Netherlands	16	0.76 %
Japan	14	0.68 %
Hong Kong	13	0.59 %
Romania	12	0.55 %
Poland	12	0.55 %
India	11	0.51 %
Ukraine	9	0.42 %
Finland	7	0.34 %
Malaysia	6	0.30 %
United Arab Emirates	6	0.30 %
Ireland	5	0.25 %



Monthly report 01-Nov-2011 - 30-Nov-2011

1&1 SiteAnalytics for imechewestcumbria.org.uk

Countries	Visits	%
South Africa	4	0.17 %
Egypt	4	0.17 %
Norway	3	0.13 %
Singapore	3	0.13 %
Sri Lanka	3	0.13 %
Other	43	2.04 %
Total	2,119	100.00 %

Visits from cities

This analysis shows which cities your visitors come from

Cities	Visits	%
US: Mountain View	346	18.43 %
US:	313	16.71 %
RU:	183	9.75 %
GB:	128	6.82 %
CN:	94	4.99 %
FR:	55	2.93 %
CN: Beijing	49	2.59 %
GB: London	44	2.35 %
CN: Shenzhen	40	2.16 %
US: Brooklyn	34	1.82 %
SE: ?stersund	31	1.63 %
US: Seattle	28	1.49 %
CN: Wuhan	27	1.44 %
CN: Guangzhou	24	1.30 %
US: New York	22	1.20 %
US: Merritt Island	22	1.15 %
GB: Hungerford	21	1.10 %
GB: Bromsgrove	21	1.10 %
US: Coldwater	20	1.06 %
DE:	17	0.91 %
JP:	14	0.72 %



Monthly report 01-Nov-2011 - 30-Nov-2011

1&1 SiteAnalytics for imechewestcumbria.org.uk

Cities	Visits	%
RO:	12	0.62 %
US: Scranton	9	0.48 %
Other	323	17.23 %
Total	1,875	100.00 %